

GWALIOR GLORY PRIDE

Class : I

SUMMER HOLIDAY HOMEWORK ENGLISH (2026-27)

Name : _____ Sec. : _____ Roll No. : _____ Date : _____

◆ Run run run..

have some fun.



in completing the worksheets

one by one



Get ready to read,
write and learn



- ◆ Paste the picture of a market in A4 sheet and write ten things you would like to buy for your summer break.
- ◆ Do capital cursive book pages:- 4,5,6,7,8
- ◆ Circle the consonants in the words given below:-

See

Eye

Hour

Our

Eat

Moon

Sun

Bell

Egg

Pear

Cup

Hat

Doe



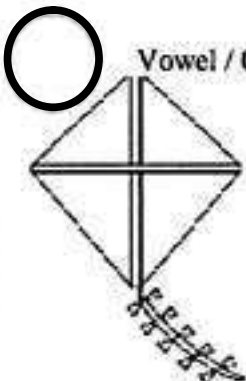


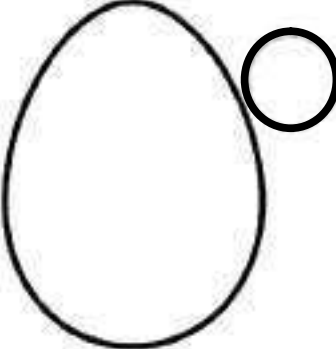
Pie

One



- ◆ Make a Sight Words tree on an A4 sheet.
Use the 'Sight Words' done in English Notebook.

- ◆ Say what you see in each picture. Write the letter with which each word begins. Is it a vowel or consonant .

 <p>✓ Vowel / Consonants</p>	 <p>Vowel / Consonants</p>	 <p>Vowel / Consonants</p>
 <p>Vowel / Consonants</p>	 <p>Vowel / Consonants</p>	 <p>Vowel / Consonants</p>

Q4. Vowels and Consonants : Write the correct letter of each object and circle V if it is a vowel and C if it is a consonant.

 ___ hildren V / C

 ___ gg V / C


 ___ loud V / C


 ___ nt V / C


 ___ reet V / C


 ___ lephant V / C


 ___ hale V / C

 ___ ouse V / C


 ___ nion V / C

 ___ urtle V / C

 ___ ree V / C

 ___ mbrella V / C

 ___ ag V / C

 ___ gloo V / C

Q4. Vowels and Consonants : Write the correct letter of each object and circle V if it is a vowel and C if it is a consonant.

 ___ hildren V / C

 ___ gg V / C

 ___ loud V / C

 ___ nt V / C

 ___ reet V / C

 ___ lephant V / C

 ___ hale V / C

 ___ ouse V / C

 ___ nion V / C

 ___ urtle V / C

 ___ ree V / C

 ___ mbrella V / C

 ___ ag V / C

 ___ gloo V / C

Q5. Pick the blend.

Choose the correct blend to complete the word :

dr fr tr br cr



___og



___uck



___um



___ush



___unk



___op



___uit



___ink



___ab



___ee

Q5. Pick the blend.

Choose the correct blend to complete the word :

dr fr tr br cr



___og



___uck



___um



___ush



___unk



___op



___uit



___ink



___ab



___ee

Small cursive

a b c d

e f g h

i j k l

Small cursive

m n o p

q r s t

u v w x

y z

Capital Cursive



Capital cursive letter A with stroke order arrows and numbers 1, 2, 3.



Capital cursive letter B with stroke order arrows and numbers 1, 2, 3, 4.



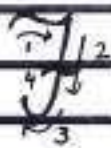
Capital cursive letter C with stroke order arrows and numbers 1, 2.




Capital cursive letter D with stroke order arrows and numbers 1, 2, 3, 4.



Capital cursive letter E with stroke order arrows and numbers 1, 2, 3.




Capital cursive letter F with stroke order arrows and numbers 1, 2, 3, 4.




Capital cursive letter G with stroke order arrows and numbers 1, 2, 3, 4, 5.



Capital cursive letter H with stroke order arrows and numbers 1, 2, 3, 4.



Capital cursive letter I with stroke order arrows and numbers 1, 2.



Capital cursive letter J with stroke order arrows and numbers 1, 2, 3, 4.





Capital cursive letter K with stroke order arrows and numbers 1, 2, 3.



Capital cursive letter L with stroke order arrows and numbers 1, 2, 3.

Capital Cursive



GWALIOR GLORY PRIDE

Class : I

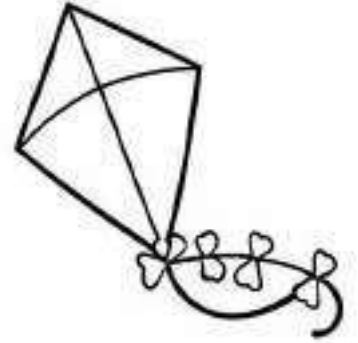
SUMMER HOLIDAY HOMEWORK HINDI (2026-27)


Name : _____ Sec. : _____ Roll No. : _____ Date : _____

प्र. 1 "प" से शुरू होने वाले चित्रों में रंग भरिए व उनके नाम लिखिए।













"प" से शुरू होने वाली 4 चीजों के नाम लिखिए।

1. _____













2. _____

3. _____

4. _____

प्र. 2 नीचे दिए गए महीनों के नाम को सही क्रम में लिखिए और साल के 12 महीनों में से हर महीने को अलग-अलग रंग से रंग भरिए।

(मार्च, जुलाई, सितंबर, जून, दिसंबर, मई, जनवरी, फरवरी, नवंबर, अप्रैल, अगस्त, अक्टूबर)



प्र. 3 वर्णों को जोड़कर गर्मी से जुड़े नए शब्द बनाइए।

पंजा

खाना

आग

केमरा

सुकून

कलर

तपाक

नानी

धूम्र

कपड़ा

नींद


कबूतर

प्र. 4 ग्रहों में उनके नाम के अनुसार रंग भरिए –

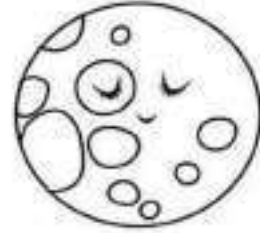
जैसे – पृथ्वी (नीली या हरी), बुध (हरा), मंगल (लाल), शुक्र (हल्का पीला), बृहस्पति (नारंगी, भूरा), शनि (हल्का पीला), अरुण (हल्का नीला), वरुण (गहरा नीला)



पृथ्वी



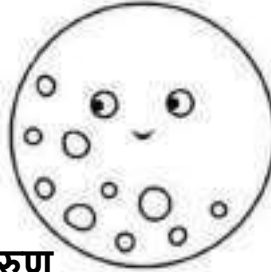
शनि



शुक्र




बुध



अरुण



वरुण



मंगल



बृहस्पति

प्र. 5 दिए गए चित्रों को पहचान कर उनके नाम ढूंढें और गोला लगाओ।



आ	ज	ब	र	ढो	छ	त
म	सू	र	ज	ल	क	र
ता	ल	ब	फ	क	प	बू
रा	बू	स	ल	ज	त्र	ज
त	फू	ल	म	ल	क	र
च	ल	ड़	की	ली	ची	थ





GWALIOR GLORY PRIDE


Class : I

SUMMER HOLIDAY HOMEWORK MATHEMATIC (2024-25)

Name : _____ Sec. : _____ Roll No. : _____ Date : _____

- 1) Make a model of Abacus using old shoe box. (Image will be provided)
- 2) Draw Snakes and Ladders (board game) on A-4 size sheet and write backward counting 100 to 1.
- 3) Counting 201-300 in maths notebook.
- 4) Term Book 1 pg.32,33,34,35,37,38,39.
- 5) Mental math worksheets:-


1	What is $7 + 2$?	
2	Write the missing number 1, 2, _____, 4, 5, 6	
3	Write Fifty One in numbers.	
4	Which number is a multiple of 2? 17 7 9 18 23	
5	Draw the next shape in the sequence. 	
6	Which number comes after 9?	
7	What is $7 - 1$?	
8	How many circles are there? 	
9	What number is one half of 10?	
10	What is $10 + 3$?	



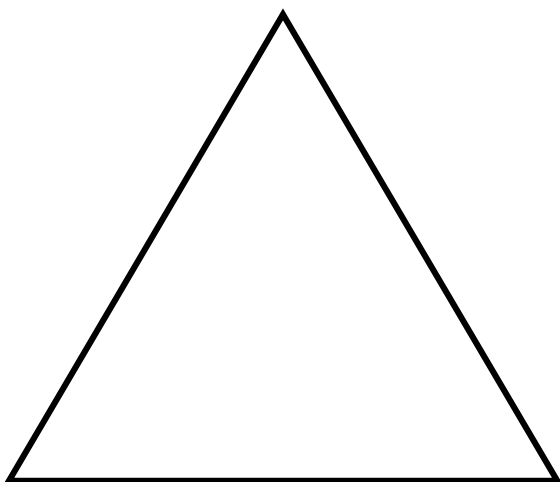
Take away three how many flowers are left?




2) Shade the circle under the correct number.



3) Draw a line to divide the triangle in half. But remember the two pieces must be of the same size.












4) Join the dots to make a happy face.



Number Names and Numerals

Count each object in the picture and write its numeral and number name. Colour the picture.



	3	Three			
					
					
					

Add and Colour

Add then colour all the sums using the colour key below.

1 - Green

2 - Red

3 - Blue

4 - Yellow

5 - Orange

UNDER THE WAVES

$2 + 1 =$

$5 + 0 =$

$2 + 2 =$

$0 + 3 =$

$3 + 0 =$

$1 + 0 =$

$1 + 0 =$

$3 + 1 =$

$0 + 4 =$

$2 + 2 =$

$1 + 1 =$

$1 + 3 =$

$1 + 2 =$

$4 + 0 =$

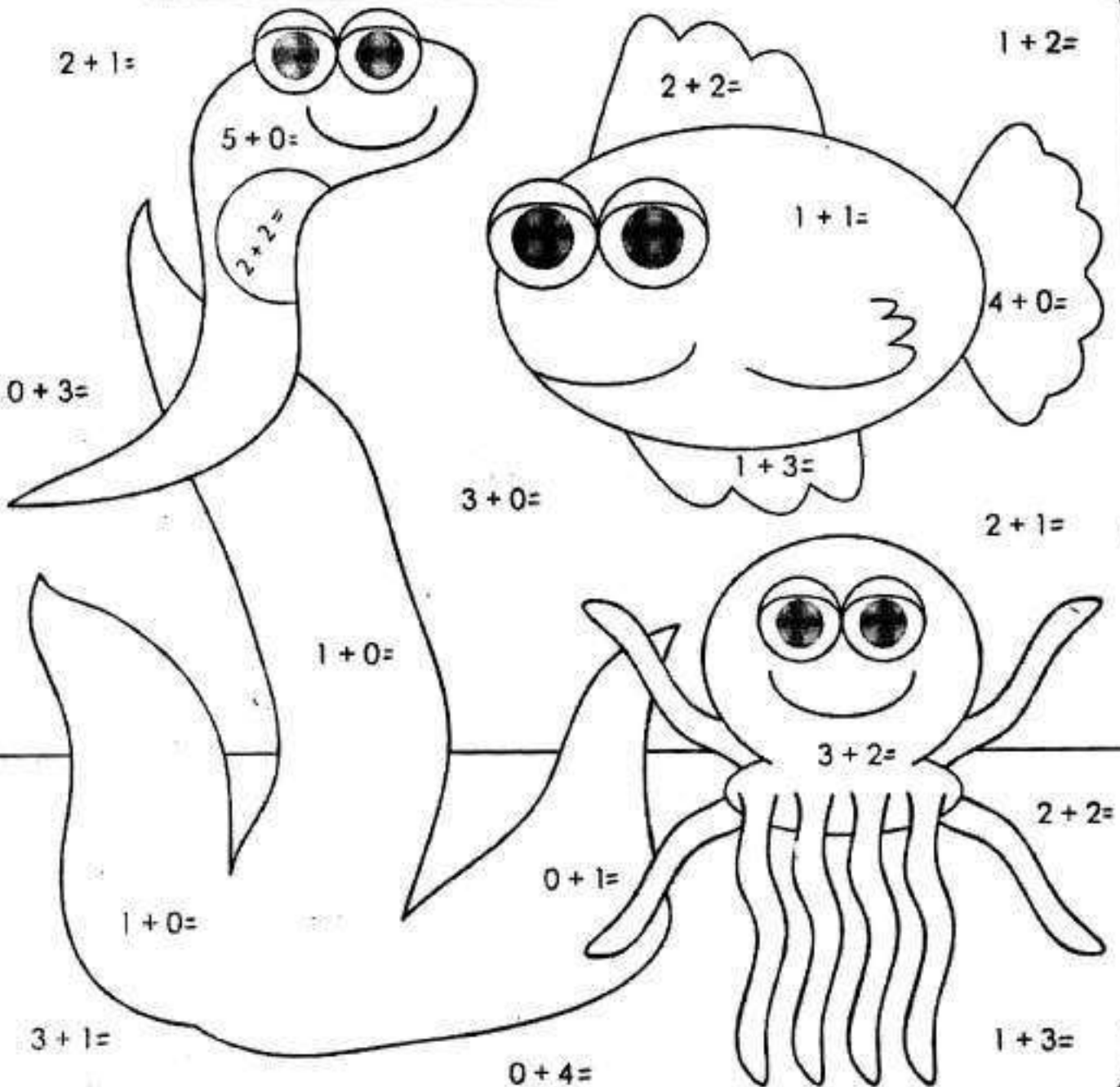
$2 + 1 =$

$3 + 2 =$

$0 + 1 =$

$2 + 2 =$

$1 + 3 =$



1).



Take away three how many flowers are left?




2). Shade the circle under the correct number.



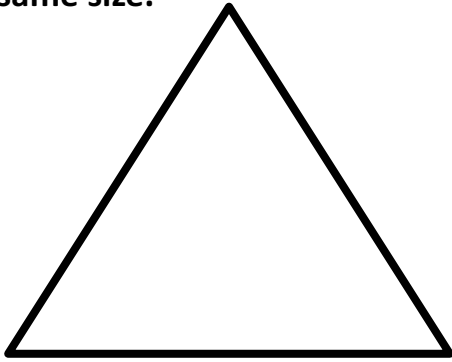
1

2


3



3). Draw a line to divide the triangle in half. But remember the two pieces must be of the same size.



4). Join the dots to make a happy face.



1).



Take away three how many flowers are left?




2). Shade the circle under the correct number.



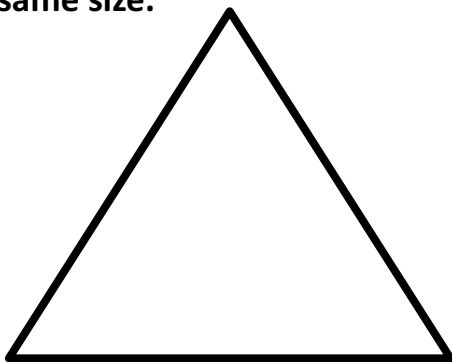
1

2


3




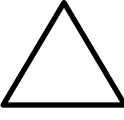


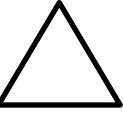




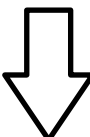
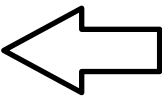

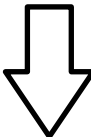
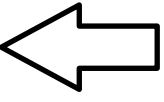

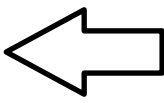
























3). Draw a line to divide the triangle in half. But remember the two pieces must be of the same size.












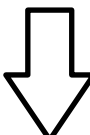
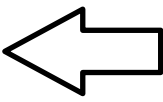

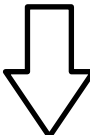
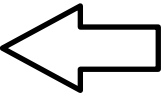

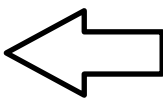






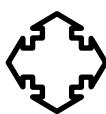

















4). Join the dots to make a happy face.



Q7. Look at the pattern in each row. Circle the picture that continues the pattern. Colour the Pictures.

Q7. Look at the pattern in each row. Circle the picture that continues the pattern. Colour the Pictures.

GWALIOR GLORY PRIDE

SUMMER HOLIDAY HOMEWORK

EVS (2026-27)

Class : I

Name : _____ Sec. : _____ Roll No. : _____ Date _____

Q1.



B _ _ _



H _ _ _



T _ _




M _ _ _ _



H _ _ _



K _ _ _ _



L _ _ _

My Body

CROSSWORD

B	O	D	Y	G	T	O	E	S	D
S	F	A	C	E	I	P	H	F	H
H	E	A	D	L	D	L	E	I	A
O	L	K	L	E	E	A	T	N	I
U	Y	I	A	A	A	Y	S	G	R
L	E	G	Y	R	N	O	S	E	N
D	K	A	T	S	I	I	I	R	N
E	Y	E	E	E	K	D	N	S	Y
R	T	O	N	S	E	E	G	K	N
A	R	M	N	S	N	A	E	E	O
L	K	E	I	G	T	N	R	T	S
L	N	N	S	N	B	D	A	B	E
W	E	G	I	C	J	S	S	A	O
A	E	S	W	I	M	E	I	L	P
L	T	P	H	H	A	N	D	L	A
K	R	O	P	C	F	K	V	E	R
F	O	O	T	K	I	T	E	N	M
I	Y	R	O	E	P	R	C	U	F
M	O	U	T	H	R	R	U	N	R



N _ _ _



F _ _ _ _



F _ _ _



A _ _



S _ _ _ _ _









H _ _ _






E _ _

Q2. Use "Animal" or "Plant" for the following blanks :-

		
Eggs come from _____	Wheat comes from _____	Watermelon comes from _____

		
Corn comes from _____	Cheese comes from _____	Cauliflower comes from _____

		
Grapes come from _____	Brinjal comes from _____	Meat comes from _____

Q3. Rohan is very hungry. Colour the boxes (with your favrouite colour) with food words and make a path for him to reach the fresh fruits.

START ➡

Apple	Cake	Corns	Rope	Lotus
Sun	Parents	Potato	Mother	Sand
Feather	Frock	Mango	Juice	Tomato
Cap	Jeep	Pot	Star	Rice
Roof	Tea	Ice-cream	Milk	Pasta
Lock	Jam	Shirt	Bus	Duck
Book	Salt	Ball	Dog	Shoes
Moon	Peas	Watermelon	Sugar	Carrot
Photo	Pencil	Bottle	Horse	Orange



Q3. Rohan is very hungry. Colour the boxes (with your favrouite colour) with food words and make a path for him to reach the fresh fruits.

START ➡

Apple	Cake	Corns	Rope	Lotus
Sun	Parents	Potato	Mother	Sand
Feather	Frock	Mango	Juice	Tomato
Cap	Jeep	Pot	Star	Rice
Roof	Tea	Ice-cream	Milk	Pasta
Lock	Jam	Shirt	Bus	Duck
Book	Salt	Ball	Dog	Shoes
Moon	Peas	Watermelon	Sugar	Carrot
Photo	Pencil	Bottle	Horse	Orange



Q4. MY BODY :- Rearrange the letters to find the names of body parts.

A) rea _____

E) gel _____

B) ahnd _____

F) yees _____

C) oens _____

G) daeh _____

D) infegsr _____

H) cnek _____

[PROJECT]

**Q5. Make a spoon puppet from disposable wooden spoon (a boy + a girl both) puppet.
(Video will be shared on whatsapp)**

OR

**Observe the sky at different times of the day and draw how it looks in the morning,
afternoon and night. [Draw on A4 size paper].**

NOTE :- EVS project will be marked for Term-I, Last date to submit project is 15th July' 26

Q4. MY BODY :- Rearrange the letters to find the names of body parts.

A) rea _____

E) gel _____

B) ahnd _____

F) yees _____

C) oens _____

G) daeh _____

D) infegsr _____

H) cnek _____

[PROJECT]

**Q5. Make a spoon puppet from disposable wooden spoon (a boy + a girl both) puppet.
(Video will be shared on whatsapp)**

OR

**Observe the sky at different times of the day and draw how it looks in the morning,
afternoon and night. [Draw on A4 size paper].**

NOTE :- EVS project will be marked for Term-I, Last date to submit project is 15th July' 26

GWALIOR GLORY PRIDE

Class : I

SUMMER HOLIDAY HOMEWORK GK (2026-27)

Name : _____ Sec. : _____ Roll No. : _____ Date : _____

- 1) Paste the pictures of (2 each) pet animals, wild animals and aquatic animals with their names.

- 2) Look at the pictures and guess who is helping in space. Write the correct name.

1. I go to space and work there.

I am an _____.



2. I move around Earth and send signals.

I am a _____.



3. I carry people and things to space.

I am a _____.



4. I do experiments in a lab to study space.

I am a _____.



5. I help astronauts to do work in space.






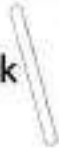




I am a _____.



3) We play some games to enjoy and have fun. Given below are the pictures of some Indoor Games. See the pictures and complete the crossword.

4) When we put something on water, it may float or sink. The lighter things float and heavier sink.

Put a tick (✓) in the right column:-

Object	Float	Sink
Stone 	<input type="checkbox"/>	<input type="checkbox"/>
Matchstick 	<input type="checkbox"/>	<input type="checkbox"/>
Eraser 	<input type="checkbox"/>	<input type="checkbox"/>
Coin 	<input type="checkbox"/>	<input type="checkbox"/>
Grape 	<input type="checkbox"/>	<input type="checkbox"/>
Lollipop stick 	<input type="checkbox"/>	<input type="checkbox"/>
Nail 	<input type="checkbox"/>	<input type="checkbox"/>
Paper-clip 	<input type="checkbox"/>	<input type="checkbox"/>
Peg 	<input type="checkbox"/>	<input type="checkbox"/>
Empty Plastic Bottle 	<input type="checkbox"/>	<input type="checkbox"/>

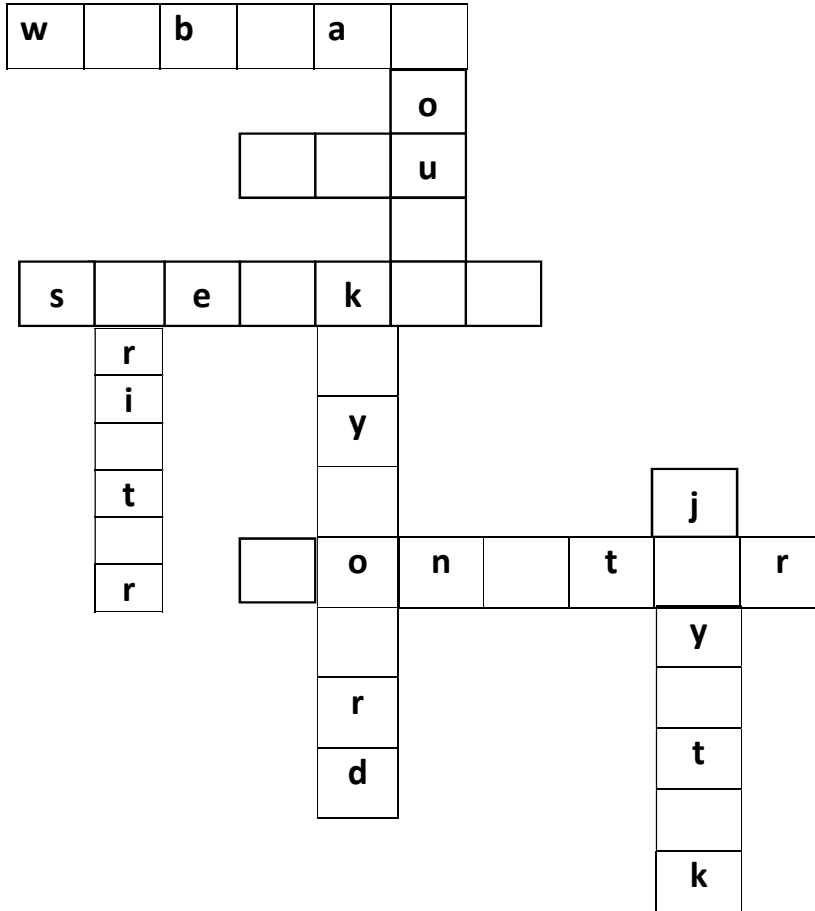
GWALIOR GLORY PRIDE

Class : I

SUMMER HOLIDAY HOMEWORK COMPUTER (2026-27)

Name : _____ Sec. : _____ Roll No. : _____ Date : _____

Q1. Complete the puzzle board using the given clue box.



CPU, keyboard, moniter, printer, joystick

Webcam, speaker, mouse

Q2. Unscramble the following-

a. MOTRION _____

b. PRRINTE _____

c. UMSEO _____

d. KYEOABDR _____

e. PLTPAO _____

Q3. Paste pictures of any five places where computers are used on A4 size sheet and write their names too.

Q4. Colour the computer keyboard as per given below :-

- Alphabet keys - Green Colour
- Number keys - Orange Colour
- Spacebar Key - Red Colour
- Enter keys - Pink Colour



GWALIOR GLORY PRIDE

SUMMER HOLIDAY HOMEWORK

ART & CRAFT (2026-27)

Class : I

Name : _____ **Sec. :** _____ **Roll No. :** _____ **Date** _____

ART:

- 1) Draw number 3 change it into a **panda** and **fish** using colours and wings
[Example-1 given back]
- 2) Draw the carrot house and colour it with crayons [Example-2 given back]

CRAFT:

- 1) Make five creative bookmark for your notebook. [Example-3 given back]

NOTE: ART WORK TO BE DONE IN DRAWING NOTEBOOK

GWALIOR GLORY PRIDE

SUMMER HOLIDAY HOMEWORK

ART & CRAFT (2026-27)

Class : I

Name : _____ **Sec. :** _____ **Roll No. :** _____ **Date** _____

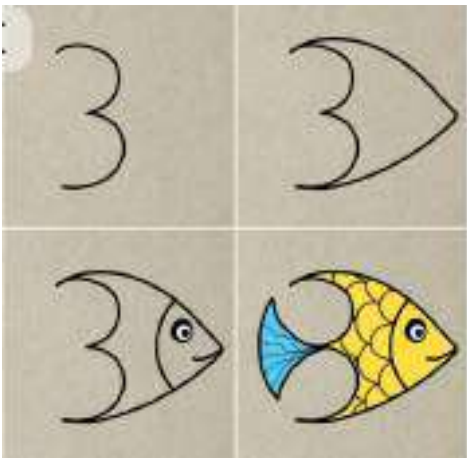
ART:

- 1) Draw number 3 change it into a **panda** and **fish** using colours and wings
[Example-1 given back]
- 2) Draw the carrot house and colour it with crayons [Example-2 given back]

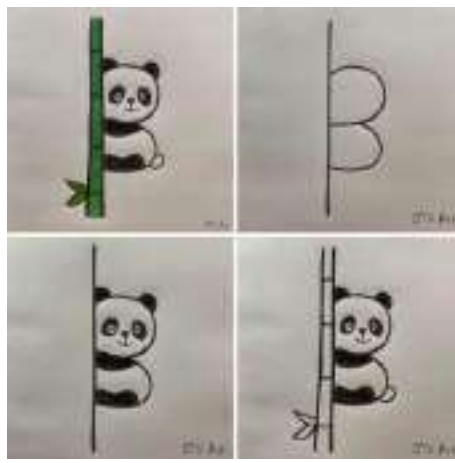
CRAFT:

- 1) Make five creative bookmark for your notebook. [Example-3 given back]

NOTE: ART WORK TO BE DONE IN DRAWING NOTEBOOK



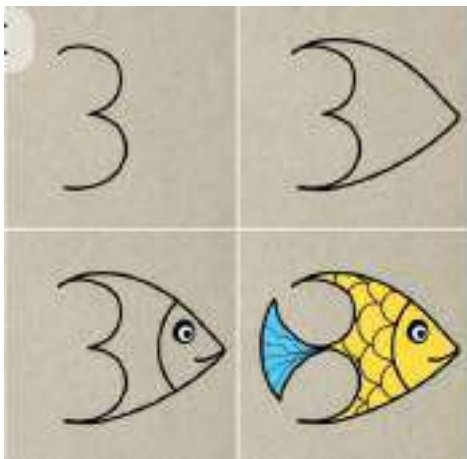
Example-1



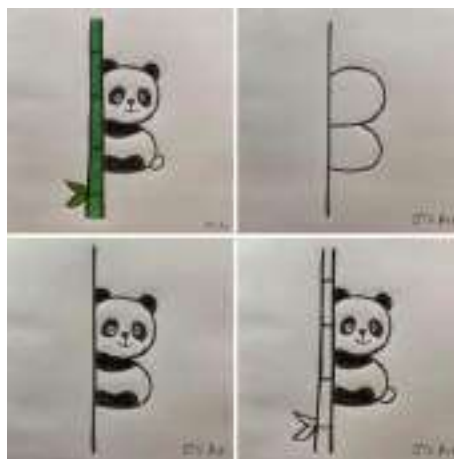
Example-2



Example-3



Example-1



Example-2



Example-3